



District Report Card: 2017


State: Chhattisgarh	District: Bemetara
Class: 3	Subject: Language
Schools: 61	Students: 1333


Participation/Coverage


Students

<div>GENDER</div> <div></div>	Boys		Girls	
	Number	%	Number	%
	656	49.21	677	50.79

<div>AREA</div> <div></div>	Rural		Urban	
	Number	%	Number	%
	1279	95.95	54	4.05

<div>CATEGORY</div> <div></div>	SC		ST		OBC		GEN	
	Number	%	Number	%	Number	%	Number	%
	273	20.48	49	3.68	991	74.34	20	1.50

<div>CWSN</div> <div></div>	LD	VI	HI	S&LD	ID	Oth
	5	2	1	3	1	0

<div>Management</div> <div></div>	Government		Government-aided	
	Number	%	Number	%
	1333	100.00	0	0.00

Average Performance of Students in Language (%)

Overall	Gender		Area		Management		Social Group			
	Male	Female	Rural	Urban	Govt.	Aided	SC	ST	OBC	GEN
62.68	62.46	62.90	62.35	70.49	62.68	0.00	64.13	63.95	62.08	69.67

Performance on Learning Outcomes (LOs)

Learning Outcomes	Description	Average Performance(%)
L304	Reads small texts with comprehension i.e., identifies main ideas, details, sequence and draws conclusions	64.39
L312	Reads printed scripts on the classroom walls: poems, posters, charts etc.	59.26

Range of Performance of Students who Answered Correctly							
Below 30%		30% - 50%		50% - 75%		Above 75%	
Number	%	Number	%	Number	%	Number	%
115	8.63	285	21.38	511	38.33	422	31.66

Lowest Performing Learning Outcomes (LOs)

1 - Reads printed scripts on the classroom walls: poems, posters, charts etc. (59.26)

2 - Reads small texts with comprehension i.e., identifies main ideas, details, sequence and draws conclusions (64.39)